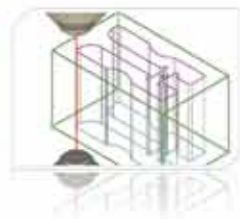

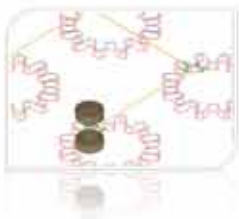


# Mastercam X<sup>5</sup>

## Wire



World Class Machining

## Powerful Part Modeling

Mastercam's streamlined CAD engine makes design work easier than ever before. Each piece of geometry you create is "live," letting you quickly modify it until it's exactly what you want.

Mastercam gives your shop the best possible foundation for fast and efficient wire cutting.

## Tools to Make Programming Easier

Efficient wire EDM cutting means more than just programming a wirepath. Mastercam Wire gives you a set of tools that impact your entire process.

*CNC Software, Inc. is committed to bringing environmentally friendly and socially responsible practices to our industry.*

*The brochure you are reading has been condensed to decrease paper consumption. These are some of Mastercam's most important highlights, but there's much more information online.*

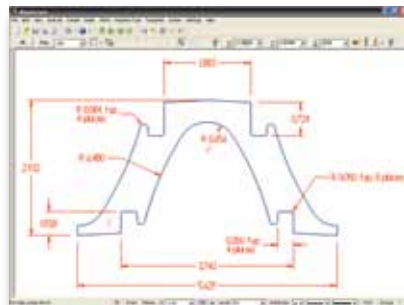
- Fully associative wirepaths are linked with your geometry. Modify any element of the job and immediately get updated wirepaths without starting over.
- Mastercam's CAD File Change Recognition tracks files from Mastercam or any other CAD system and will show you what's been changed for easy wirepath updating.
- User-customizable wire power libraries store power settings, control-specific information, and other registers for rough and skim passes.
- Mastercam includes support for Agie EDM with Agievision controls. Simply choose an Agievision AWF Wire Machine Definition and you'll see parameter pages that anyone familiar with Agievision will instantly recognize.
- See your part as it will come off the machine with solid model wirepath verification.

*Mastercam creates a smart link between a part and its wirepaths. This associativity means that if there are any changes to the part, you can easily update all wirepaths.*



*"Mastercam Wire lets us make quick modifications to our different jobs on the fly, saving time and money. It does a lot of the work for you, making it one of the easiest CAD/CAM packages to use."*

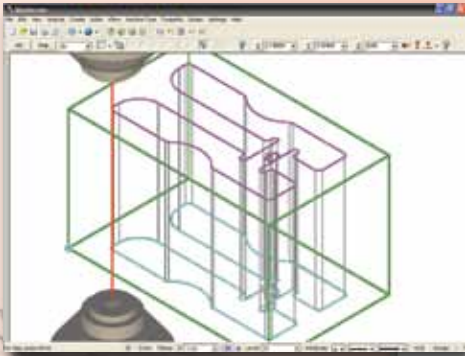
*Matt Berube  
CNC Programmer – Mold Designer  
Ferron Mold and Tool, LLC  
Dayville, CT*



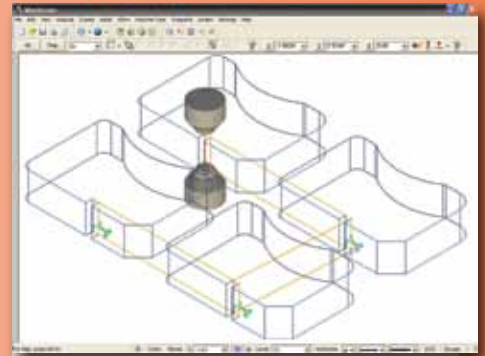
*Fast, efficient CAD tools ensure quick design.*



*Streamlined settings help speed programming.*

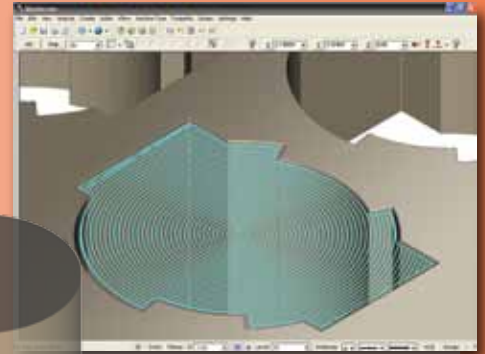
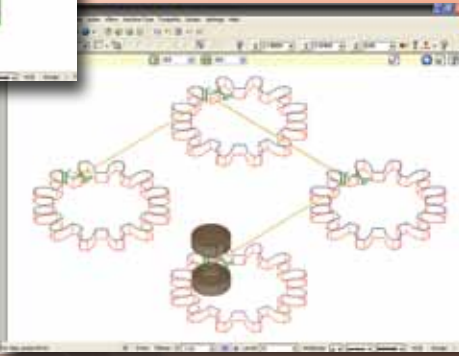


*Fast 2-axis contouring.*



*Tab control makes it easy to cut multiple parts with complete control over when the tab is cut.*

*Streamline your multiple-cut jobs.*

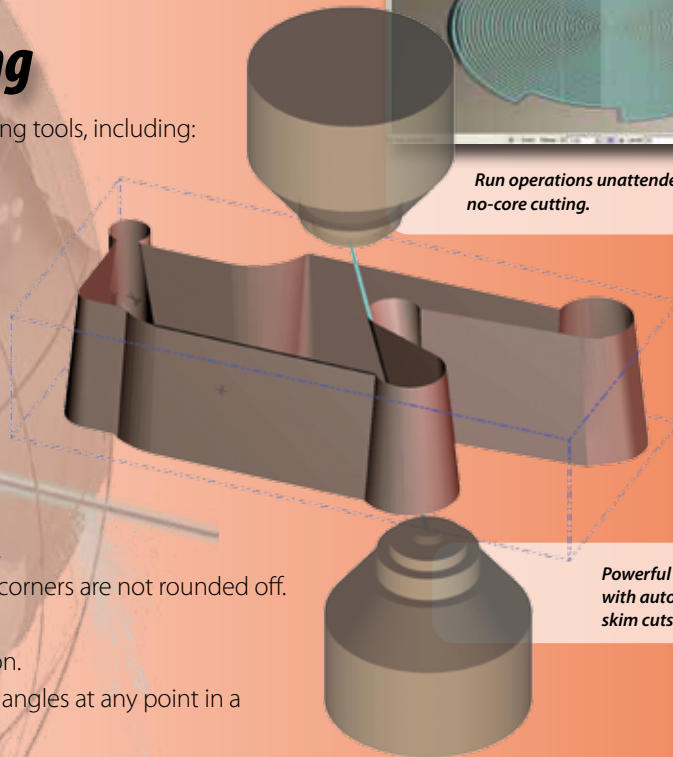


*Run operations unattended with efficient no-core cutting.*

## Efficient EDM Programming

Mastercam Wire delivers a streamlined set of programming tools, including:

- 2-axis contour, with or without taper angle.
- Efficient no-core cutting.
- 4-axis automatic or manual synching, and automatic skim and reverse cuts.
- 4-axis surface finish by chordal deviation.
- 4-axis interpolation support (G2/G3).
- Straight and tapered cut (with or without land) from either direction.
- Contour multiple parts using a single window selection.
- Automatic maximum taper/UV travel detection.
- Automatically create an outside loop to ensure corners are not rounded off.
- Automatic wirepath corner filleting.
- Move and copy wirepaths for easy part repetition.
- Modify control settings, corner types, and taper angles at any point in a contour.
- Create efficient lead-ins and lead-outs with optional lead trimming.
- Apply tapers before or after a vertical wirepath.
- Click and dynamically drag a machining start point to anywhere on your model.
- Use wirepath filtering to significantly reduce the program size.
- Automatic tabs with user-definable stop types.
- No Drop-Out tab option helps avoid slivers.
- Run tab cutoff passes after each part or after all parts are done.
- Easily create tabs on open contours.
- Go to [www.MastercamWire.com](http://www.MastercamWire.com) for more.



*Powerful 4-axis contouring with automatic reverse and skim cuts.*



*Agie-specific controls offer a familiar working environment.*

## Specialized Options

Very often that extra CAD or CAM tool makes a specific job easier, faster, and more profitable.

Mastercam's "open" architecture allows specialists around the world to create a wide variety of specialized add-in options for these occasions. See a full list at [www.Mastercam.com/Products/Addins](http://www.Mastercam.com/Products/Addins) or ask your Mastercam Reseller for details.

Other powerful CAD/CAM packages available from Mastercam:



### Mastercam Mill

Industry-leading milling package



### Mastercam Lathe

Fast, flexible CNC turning



### Mastercam Router

Quick and easy CNC routing



### Mastercam® For SolidWorks®

NC programming within SolidWorks



### Mastercam Art

Turn flat line art into artistic 3D work




### Mastercam Solids

Powerful Parasolid®-based part modeling



### Mastercam University™

Online Mastercam training



## System Requirements

- **Processor:** 2.5 GHz (minimum) 32-bit or 64-bit Intel®-compatible processor; 64-bit Intel®-compatible processors are supported.
- **Operating System:** Windows® XP, Windows Vista® (Business or Ultimate), or Windows 7 (Ultimate or Professional) including the latest service packs and recommended updates.
- **Memory:** 2 GB (minimum), 3 GB available hard disk space (minimum).
- **Graphics:** 256 MB OpenGL-compatible graphics card, 1280x1024 pixel screen resolution (minimum).
- **Mouse:** Windows-compatible 2-button or 3-button mouse (or with middle mouse wheel).

**Mastercam**<sup>®</sup>  
*cnc software, inc.*

671 Old Post Road, Tolland, CT 06084 USA  
(800) 228-2877 • (860) 875-5006 • Fax (860) 872-1565  
[www.mastercam.com](http://www.mastercam.com) • [mcinfo@mastercam.com](mailto:mcinfo@mastercam.com)

Mastercam® and Mastercam University™ are registered trademarks of CNC Software, Inc. © Copyright 1983-2011. All rights reserved.  
SolidWorks is a registered trademark of DS SolidWorks Corporation.  
ISCAR is a registered trademark of ISCAR, Ltd. All other trademarks are property of their respective owners.